

AUTOMATED PRIMAVERA P6 PROGRESS REPORTING

Automatic monthly progress reporting, produced quickly, repeatably and precisely.

Upload your P6 programme each month. Get the dashboard, DCMA check, NEC4 report and every pack, automatically.

Gavin Morris, Founder · p6pulse.com

THE PROBLEM

Every month, reporting eats the time meant for planning

Compare the update

Line by line against last month, looking for what moved and what quietly changed.

Check the quality

Logic, constraints, float and invalid dates, before the client's reviewer finds them.

Rebuild the tables

Milestones, S-curves, look-aheads and registers, recreated in spreadsheets every period.

Write the narrative

The same contractual report, written again from scratch each month.

Skilled planners doing clerical work, on every project, every period.

THE ANSWER

One upload. Every report your project needs.

P6 Pulse produces the dashboard, changes in period, DCMA check, NEC4 report and packs automatically, so planners can spend their time planning.



HOW IT WORKS

Five steps, and most of them happen once

01

Set up the project

Contract details, parties, DCMA limits and who receives the reports.

02

Upload the baseline

The accepted programme, as XER or P6 XML, uploaded once.

03

Upload each update

The progressed programme, plus photos, early warnings and CEs.

04

Review the reports

Dashboard, changes, DCMA check and a draft NEC4 narrative, in minutes.

05

Share and export

Word, Excel and PowerPoint packs, emailed and published to the portal.

Steps 1 and 2 happen once. Steps 3 to 5 are the monthly routine, and you keep working in Primavera P6 exactly as you do today.

Every report your project needs

Performance dashboard

SPI, BEI, CPLI, float erosion, milestones and S-curves.

Changes in period

Added, deleted and edited activities, flagged automatically.

DCMA 14-point check

Full quality check, with the activities behind each failure.

NEC4 programme report

Clause 31/32 report with an AI-drafted narrative to review.

EW and CE registers

Early warnings and CEs, in or out of the forecast, your call.

Photo timeline

Site photos linked to activity IDs, month by month.

Word, Excel, PowerPoint

The whole month's pack, downloaded in one click.

Customer portal

Read-only stakeholder access, with every view logged.

Portfolio dashboard

Every project's SPI, forecast and float on one screen.

PERFORMANCE DASHBOARD

Performance, calculated from every update

- SPI, BEI and CPLI
- Forecast against baseline
- Float erosion and distribution
- EWs and CEs, in or out
- S-curves by month

The live demo project, NEC4 ECC Option C.

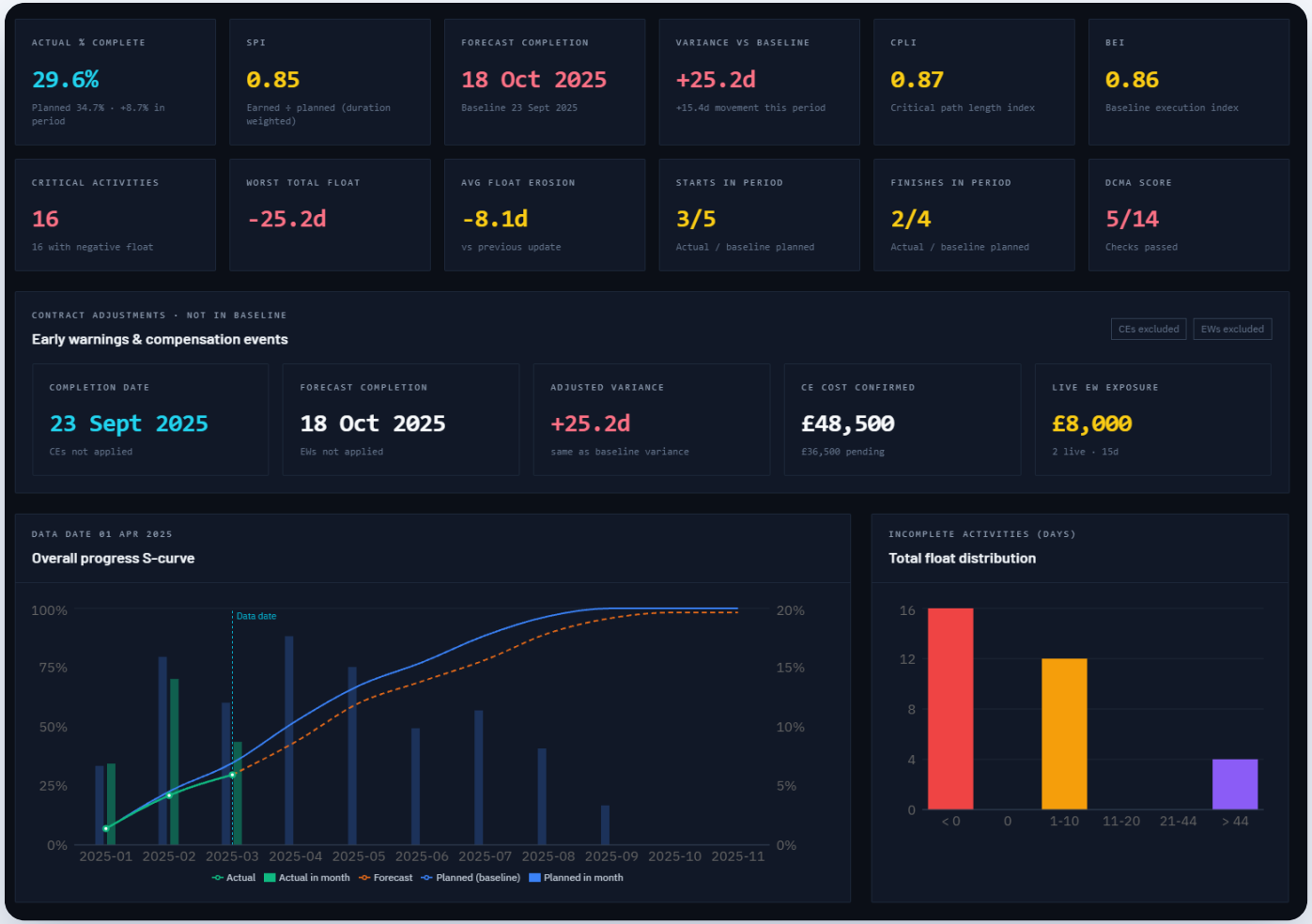

P6Pulse

p6pulse.com

CHANGES IN PERIOD AND DCMA

Nothing slips through

Changes in period

Every update compared with the last: dates, activities, logic, durations, constraints, calendars and retrospective actuals.

DCMA 14-point check

Limits you set per project, with the activities behind each failure listed for fixing in P6.

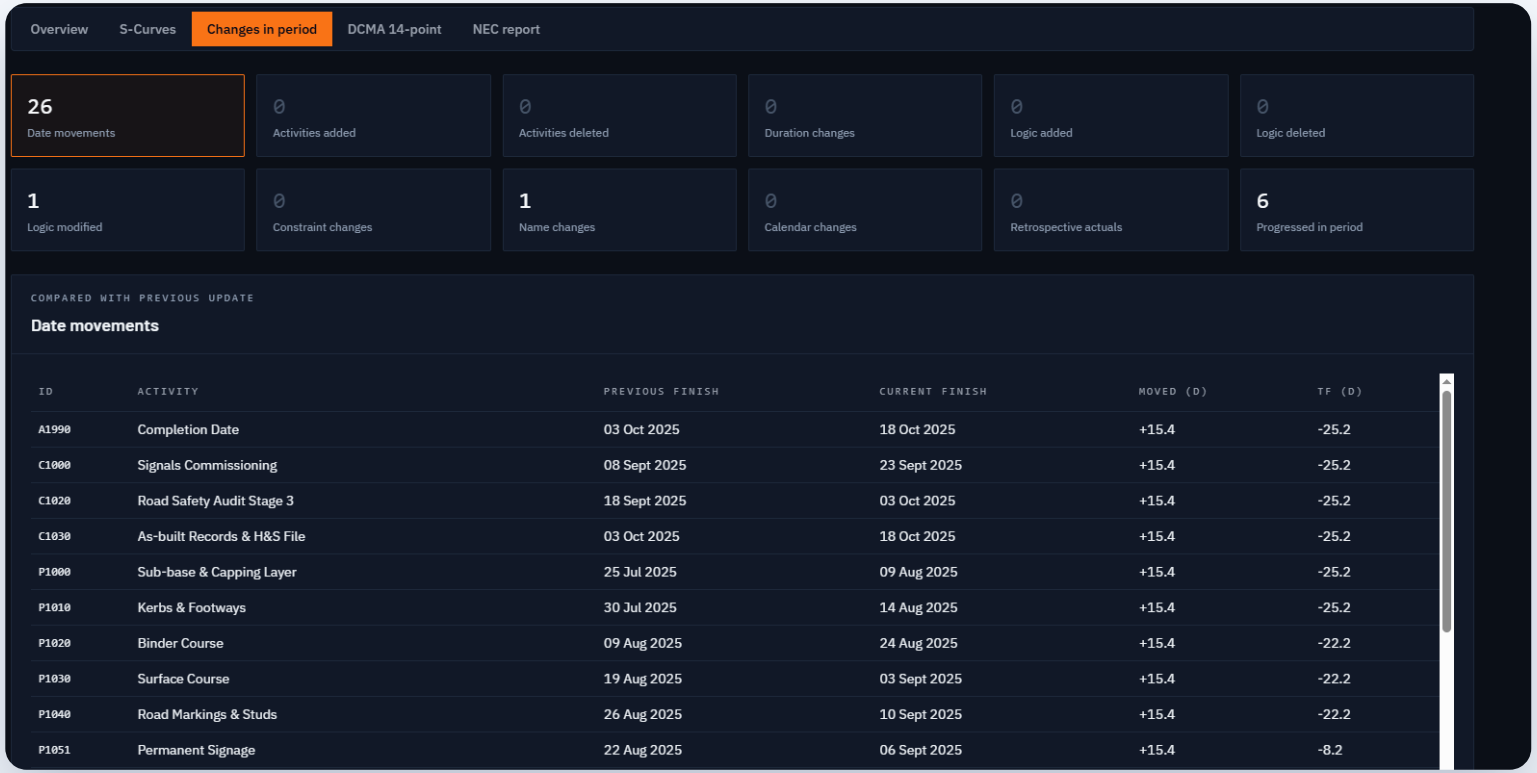

NEC4 PROGRAMME REPORT

The Clause 31/32 report, drafted from the programme

The narrative is drafted by advanced LLM from your programme data, so the report and the programme always say the same thing. You review it, adjust it and submit it, in Word or PDF.

Early warnings and CEs sit in registers alongside, and you choose whether each counts in the forecast.

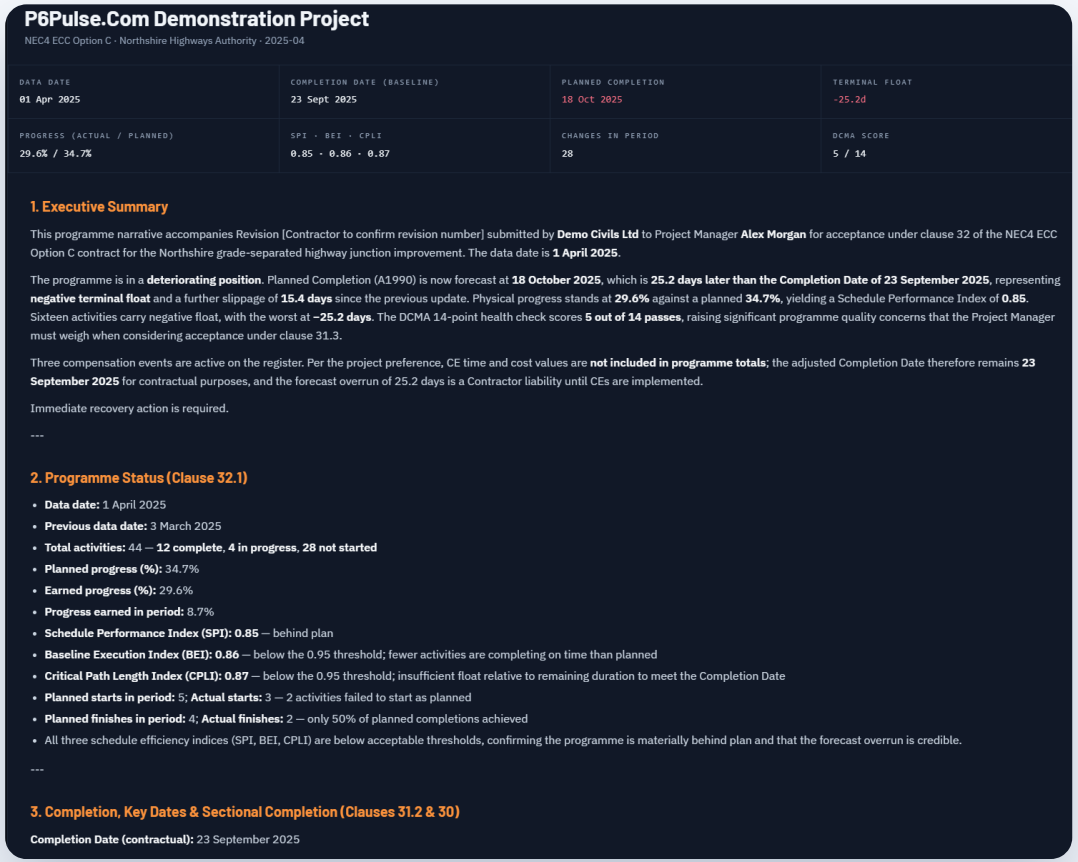

P6Pulse.Com Demonstration Project

NEC4 ECC Option C · Northshire Highways Authority · 2025-04

DATA DATE	COMPLETION DATE (BASELINE)	PLANNED COMPLETION	TERMINAL FLOAT
01 Apr 2025	23 Sept 2025	18 Oct 2025	-25.2d
PROGRESS (ACTUAL / PLANNED)	**SPI · BEI · CPLI**	**CHANGES IN PERIOD**	**DCMA SCORE**
29.6% / 34.7%	0.85 · 0.86 · 0.87	28	5 / 14

1. Executive Summary

This programme narrative accompanies Revision [Contractor to confirm revision number] submitted by **Demo Civils Ltd** to Project Manager **Alex Morgan** for acceptance under clause 32 of the NEC4 ECC Option C contract for the Northshire grade-separated highway junction improvement. The data date is **1 April 2025**.

The programme is in a **deteriorating position**. Planned Completion (A1990) is now forecast at **18 October 2025**, which is **25.2 days later than the Completion Date of 23 September 2025**, representing **negative terminal float** and a further slippage of **15.4 days** since the previous update. Physical progress stands at **29.6%** against a planned **34.7%**, yielding a Schedule Performance Index of **0.85**. Sixteen activities carry negative float, with the worst at **–25.2 days**. The DCMA 14-point health check scores **5 out of 14 passes**, raising significant programme quality concerns that the Project Manager must weigh when considering acceptance under clause 31.3.

Three compensation events are active on the register. Per the project preference, CE time and cost values are **not included in programme totals**; the adjusted Completion Date therefore remains **23 September 2025** for contractual purposes, and the forecast overrun of 25.2 days is a Contractor liability until CEs are implemented.

Immediate recovery action is required.

---

2. Programme Status (Clause 32.1)

- **Data date:** 1 April 2025
- **Previous data date:** 3 March 2025
- **Total activities:** 44 — **12 complete, 4 in progress, 28 not started**
- **Planned progress (%):** 34.7%
- **Earned progress (%):** 29.6%
- **Progress earned in period:** 8.7%
- **Schedule Performance Index (SPI): 0.85** — behind plan
- **Baseline Execution Index (BEI): 0.86** — below the 0.95 threshold; fewer activities are completing on time than planned
- **Critical Path Length Index (CPLI): 0.87** — below the 0.95 threshold; insufficient float relative to remaining duration to meet the Completion Date
- **Planned starts in period:** 5; **Actual starts:** 3 — 2 activities failed to start as planned
- **Planned finishes in period:** 4; **Actual finishes:** 2 — only 50% of planned completions achieved
- All three schedule efficiency indices (SPI, BEI, CPLI) are below acceptable thresholds, confirming the programme is materially behind plan and that the forecast overrun is credible.

---

3. Completion, Key Dates & Sectional Completion (Clauses 31.2 & 30)

Completion Date (contractual): 23 September 2025

SHARING

One version of the truth for every stakeholder

Customer portal

Invite-only and read-only, with a record of who viewed and downloaded what.

Monthly packs, emailed

Word, Excel and PowerPoint, in your colours with your footer, sent automatically.

Photo timeline

Site photos linked to P6 activity IDs, added to your progress slides.

Portfolio dashboard

Every project's SPI, forecast completion, float and register exposure on one screen.

WHO IT'S FOR

Built for the people who own the programme

Contract parties	A clear, consistent view of performance and Clause 31/32 submissions.
Project controls departments	Standard KPIs, S-curves and DCMA checks across every project.
Planning departments	One repeatable routine for the whole team, with a portfolio view.
Planners	Time spent planning, not formatting.
Primavera P6 users	No change to how you work. Export XER or P6 XML and upload.

SECURITY AND PRIVACY

Your data is yours. Full stop.

Never sold or shared

No advertising, no profiling, no data brokers. Ever.

No AI training

Your files never train AI models, ours or our providers'.

Private, permission-checked storage

Encrypted connections, and no public download links.

You stay in control

Strict separation between customers; delete anything, any time.

p6pulse.com/security

WHO BUILT IT

Built by a planner, for planners

P6 Pulse was created by Gavin Morris, a planner who has worked for owners, managing contractors and contractors on major energy and infrastructure projects worldwide.

It does the reporting a planner would do, the way a planner would do it.

35+

years in planning and project controls

North Sea, Russia, Georgia, Kazakhstan, Nigeria, Saudi Arabia, the Sahara and the Falkland Islands

PRICING

Simple, per-project pricing

SUBSCRIPTION

£299

per project per month, all features included

- Baseline plus unlimited monthly updates
- KPI dashboard, S-curves and DCMA 14-point check
- NEC4 AI programme report and comparison slides
- EW and CE registers, documents and photos
- Project portal for stakeholders
- All Excel exports and emailed monthly packs



Thanks for your time, now go and see it for yourself!

Explore the live demo

p6pulse.com/demo, no sign-up needed

Gavin Morris · info@p6pulse.com · p6pulse.com